

# DAMAGE

# CONTROL

Orlando, FL - 407-448-0048


## Mold Prevention Checklist

A SIMPLE GUIDE


	<p>Fix any leaks immediately</p>
	<p>Use dehumidifiers in damp areas</p>
	<p>Improve ventilation in kitchens and bathrooms</p>
	<p>Regularly clean and disinfect bathrooms</p>
	<p>Use mold-resistant paint in moisture prone areas</p>

# Mold Prevention Checklist

## A SIMPLE GUIDE




Remove carpet from damp areas



Ensure gutters and downspouts direct water away from the home



Check windows for condensation and dry regularly



Keep humidity levels below 60%



Dispose of old or unused items that can harbor mold (like cardboard boxes)

# Mold Prevention Checklist

## A SIMPLE GUIDE

 An illustration of a grey exhaust fan with four wavy lines below it representing air being pulled out.	<p>Install and use exhaust fans in areas with high moisture</p>
 An illustration of a wooden closet with clothes hanging on a rack, shelves with folded clothes, and a small ladder on the side.	<p>Store clothes and other fabrics in dry areas</p>
 An illustration of a two-story house with a brown roof, two windows, and a set of stairs leading to a basement level.	<p>Regularly inspect areas like basements and attics for mold</p>
 An illustration of a blue milk carton with the word 'MILK' on it, tilted and leaking white liquid onto a surface.	<p>Dry wet areas immediately after spills or leaks</p>
 An illustration of a yellow and grey air purifier with wavy lines on the left and a grid of dots on the right representing air being filtered.	<p>Use air purifiers with HEPA filters</p>

**DAMAGE**

**CONTROL**

Orlando, FL - 407-448-0048